

Excel Business Intelligence van A tot Z

Module 2: Power Query

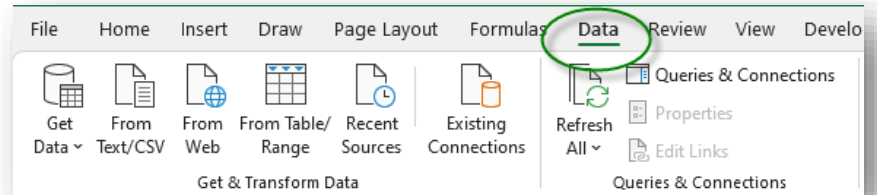
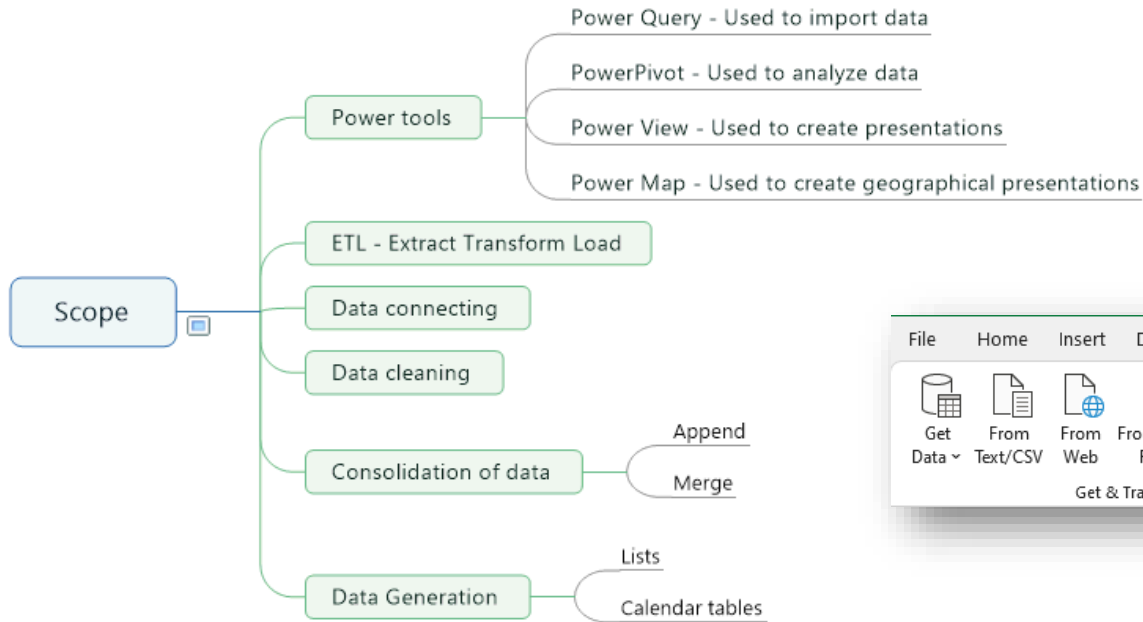
Danny Puype



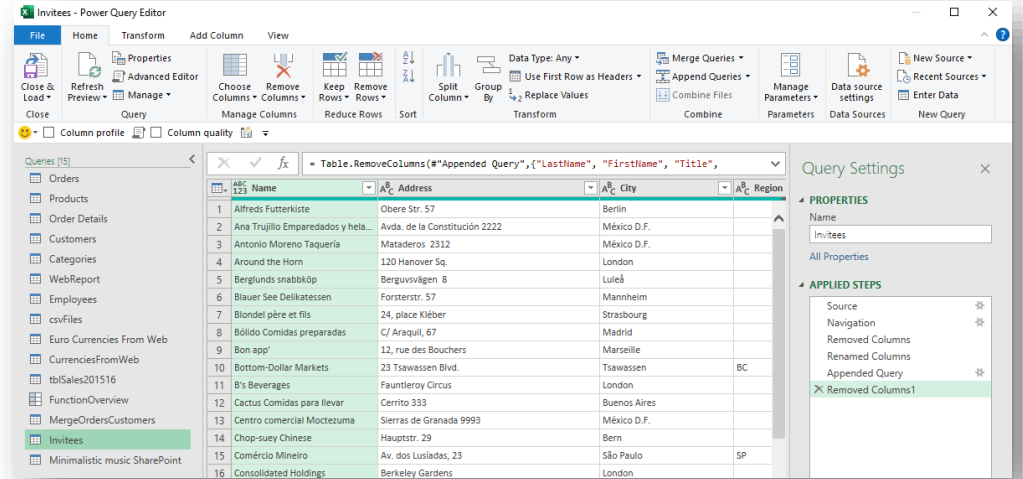
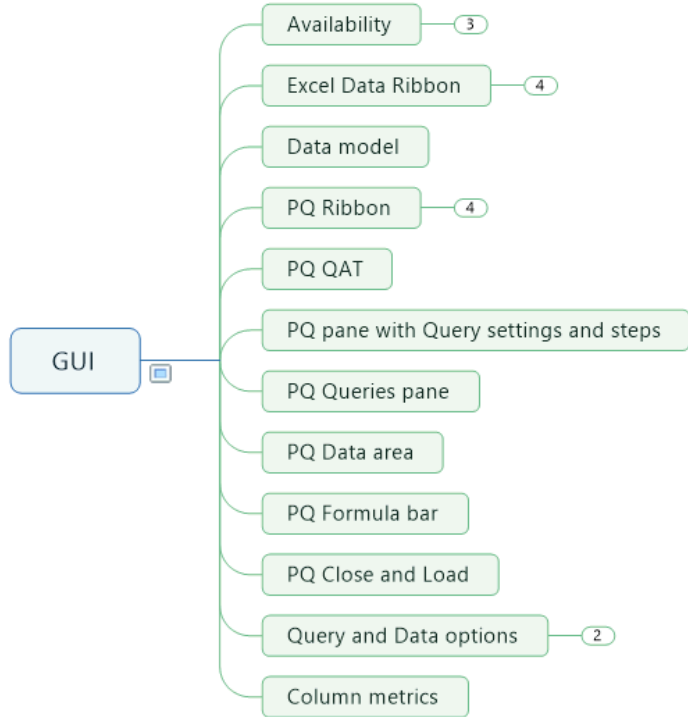
Programma

1. Wat is en doet Power Query ?
2. De Power Query interface
3. De Power Query taal en syntax
4. Het resultaat van queries weergeven
5. Connecties maken naar de brongegevens
6. Queries aanmaken, eigenschappen en types
7. Een aantal elementaire query operaties
8. Specifieke transformatie van gegevens
9. Kolommen toevoegen
10. Geavanceerde mogelijkheden
11. Shortcuts
12. Interessante bronnen

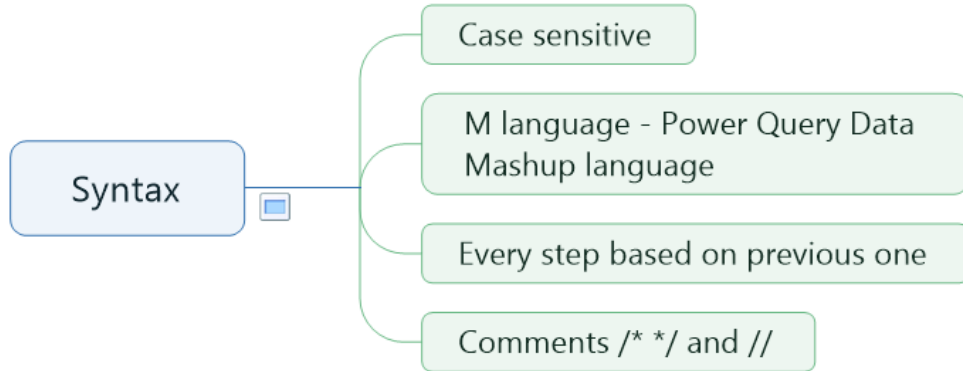
Wat is en doet Power Query ?



De Power Query interface

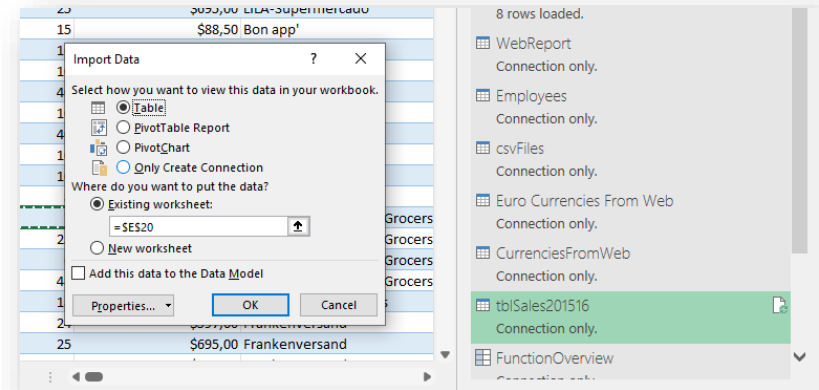
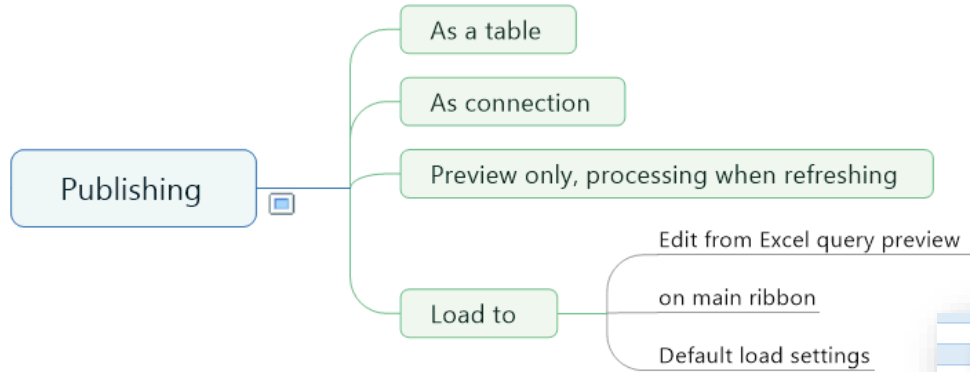


De Power Query taal en syntax

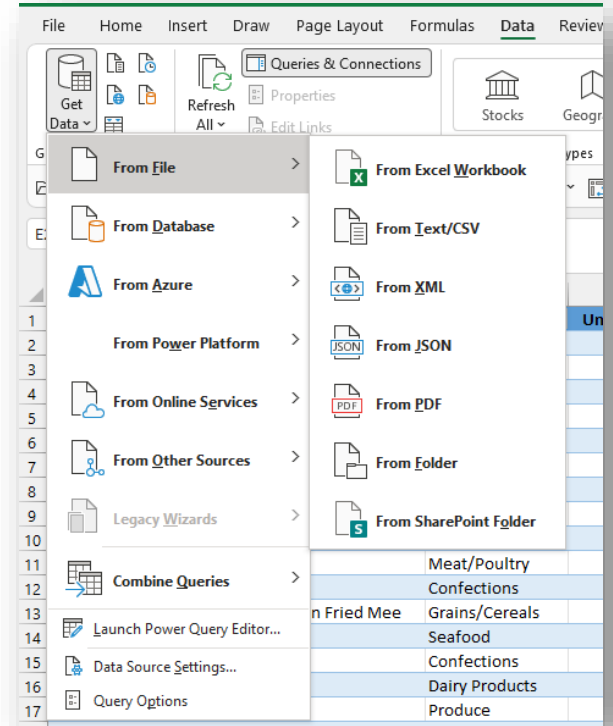
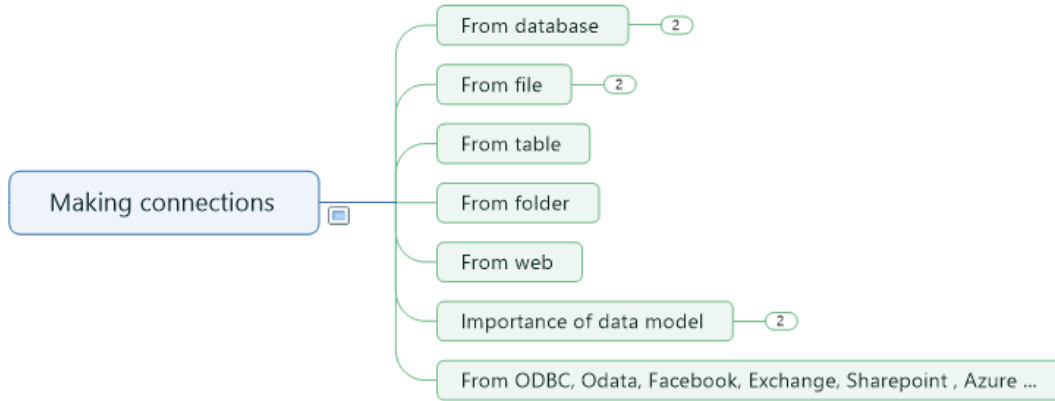


```
✕ ✓ fx = Table.RemoveColumns(#"Appended Query",{"LastName", "FirstName", "Title", "TitleOfCourtesy", "BirthDate", "HireDate", "Extension", "Photo", "Notes", "ReportsTo", "Orders"})
```

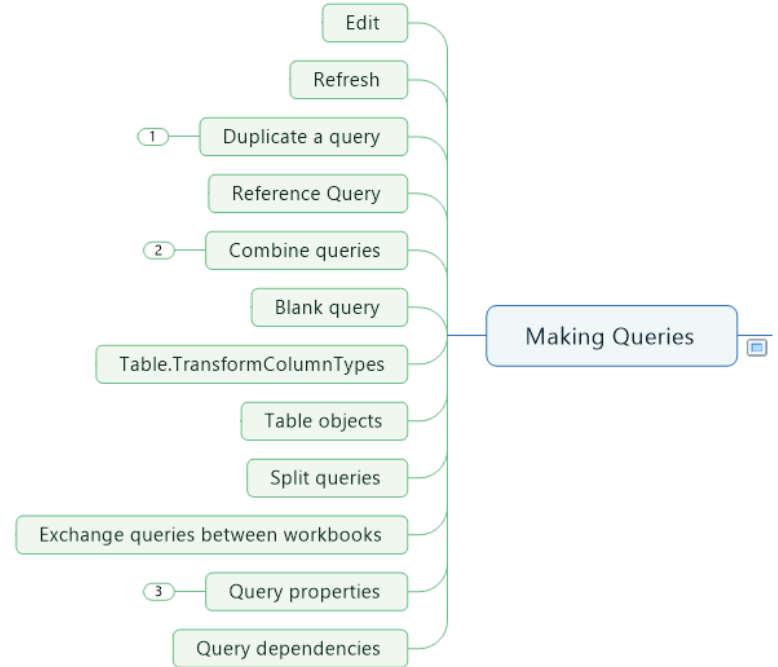
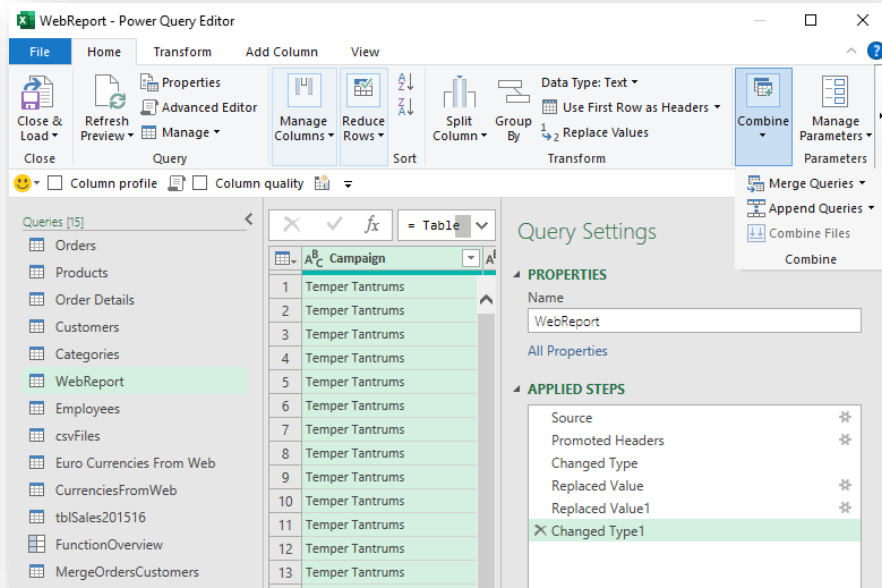
Het resultaat van queries weergeven



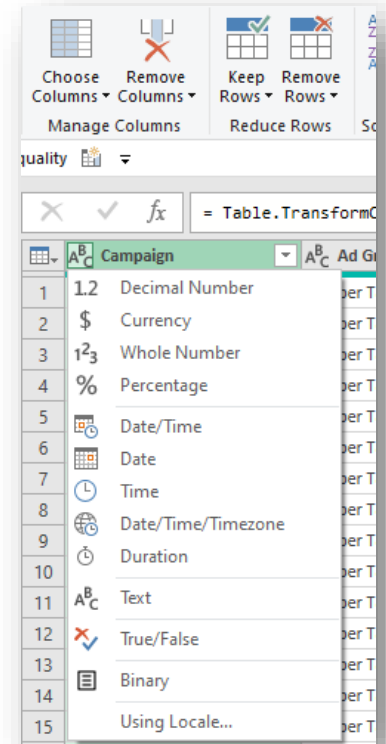
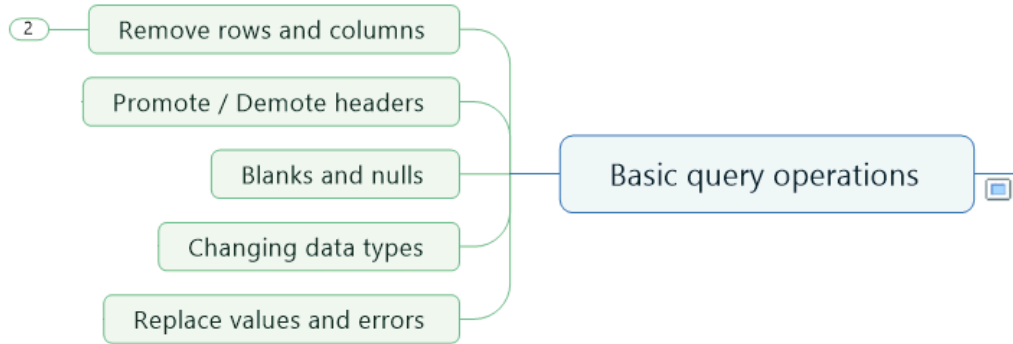
Connecties maken naar de brongegevens



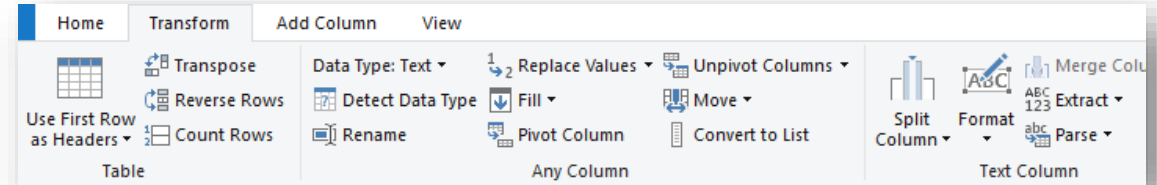
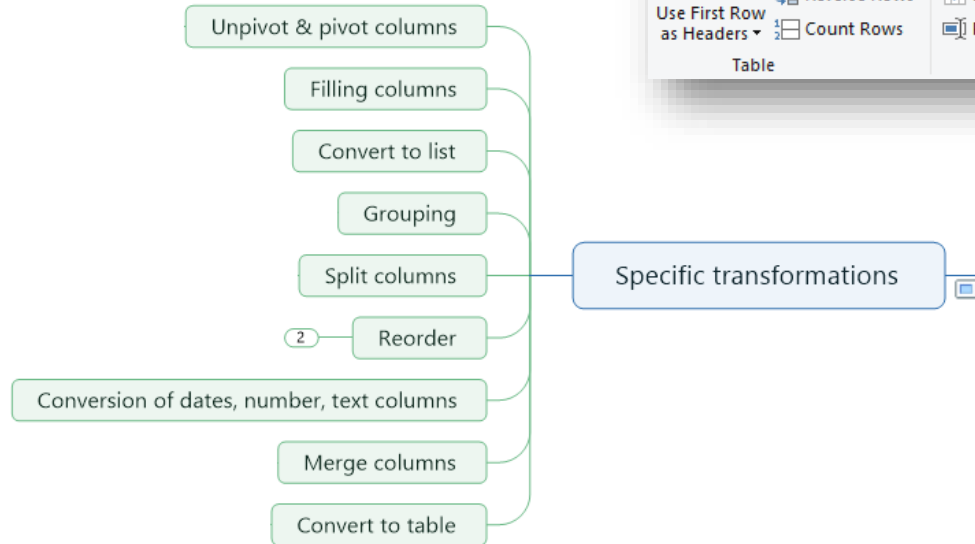
Queries aanmaken, eigenschappen en types



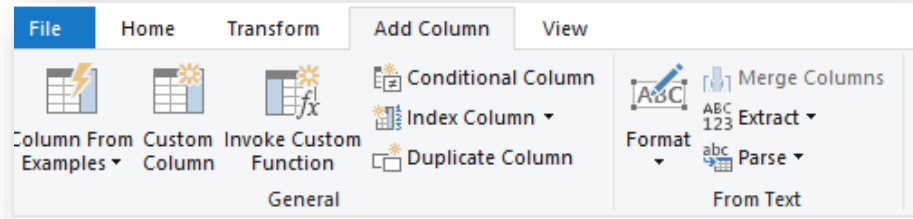
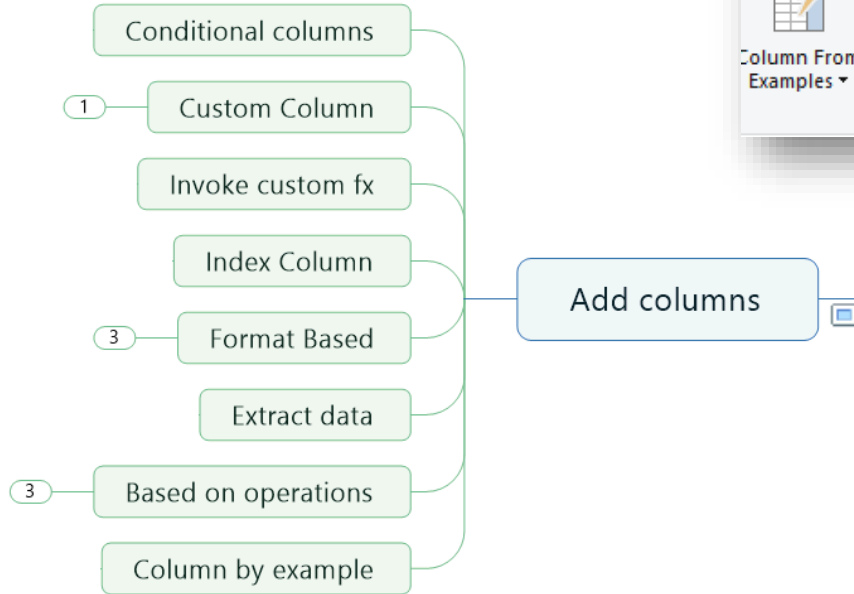
Een aantal elementaire query operaties



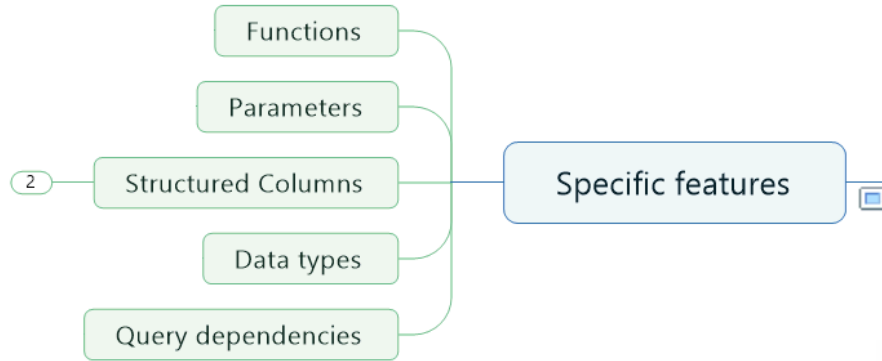
Specifieke transformatie van gegevens



Kolommen toevoegen



Geavanceerde mogelijkheden



<code>DateTime.Date</code>	Function
<code>DateTime.Time</code>	Function
<code>DateTime.AddZone</code>	Function
<code>DateTime.LocalNow</code>	Function
<code>DateTime.FixedLocalNow</code>	Function
<code>DateTime.FromFileTime</code>	Function
<code>DateTimeZone.FromText</code>	Function
<code>DateTimeZone.From</code>	Function

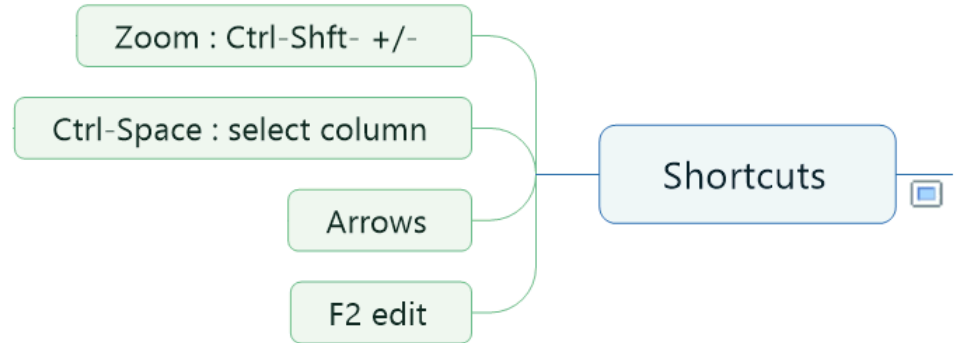
function () as datetime

Returns a `datetime` value set to the current date and time on the system.

Shortcuts

```
= Table.RenameColumns("#Reordered Columns",{{"Custom", "Name"}, {"HomePhone", "Phone"}})
```

	ABC 123 Name	ABC
	Nancy Davolio	Sal
	Andrew Fuller	Vic
	Janet Leverling	Sal
	Margaret Peacock	Sal
	Steven Buchanan	Sal
	Michael Suyama	Sal
	Robert King	Sal



Query voorbeelden

- Example Creating Connections
- Example Basic manipulations and grouping - Orders
- Example Combining - first file
- Example from Folder with some code Excel.Workbook([Content])
- Example Cleaning and date functions - Verkoop
- Example Demography of Europe - unpivoting
- Example Cleaning and Parameter + f(x)
- Example cleaning and merging via datamodel – Opleidingen
- Example Consolidation by merge columns and unpivot – pharma sales
- Example Grouping - Scores
- Example Rates and Sheet consolidation with M language
- Example Lists
- Example Calendar
- Example Data Manipulation - Best player
- Example Get data from Wiki with parameter

Interessante bronnen

- EN
 - <https://www.excelcampus.com/power-tools/power-query-overview/>
 - <https://www.goodly.co.in/tag/power-query/>
 - <https://chandoo.org/wp/power-query-tutorial/>
 - <https://exceloffthegrid.com/power-query-introduction/>
 - <https://www.myonlinetraininghub.com/introduction-to-power-query>
 - <https://www.howtoexcel.org/power-query-tips-and-tricks/>
 - <https://docs.microsoft.com/en-us/powerquery-m/>
 - <https://www.howtoexcel.org/the-complete-guide-to-power-query/>
 - Collect, Combine, and Transform Data Using Power Query in Excel and Power BI (Business Skills) - Gil Raviv
 - Power Query for Power BI and Excel - Christopher Webb & Crossjoin Consulting Limited
 - M Is for (Data) Monkey: A Guide to the M Language in Excel Power Query - Ken Puls

- NL
 - <https://docs.microsoft.com/nl-nl/power-query/>
 - Praktijkboek PowerPivot in Excel, H. Vlootman & M. Rozema, Pearson/Microsoft Press (2013)

Happy Querying !

Danny Puype

